Climate control system "RAM klima"



Wall and roof-mounted coolers from 300 to 4000 W

Cooling with industrial air conditioners

The coolers, included to "RAM klima" climate control system, allow performing effective cooling of the equipment within the enclosure installed outside or in premises with different temperature ranges.

The feature of this type of cooling is that the cooler does not use external medium air to recover heat from the enclosure, thus insulating the equipment from external atmosphere, which can contain dust and reagents potentially dangerous for the equipment.

A necessary condition for correct operation of the cooler is provision of a dust and moisture protection degree at least IP54.

"RAM klima" system is provided with a variety of versions of the coolers to solve different tasks. Wall-mounted and ceiling-mounted coolers, which allow performing effective cooling of the equipment within the enclosure in the environmental temperature range Ta from +20 to +50 °C and with range of cooling power from 300 to 4000 W with single-, two- and three-phase feed voltage, are used for cooling of the enclosures installed in the premises.

Outdoor coolers are used for effective cooling of enclosures installed outside or in aggressive process media. These coolers have the cooling power range from 1000 to 2000 W with single-phase feed voltage. High dust and moisture protection degree IP56, insularity of electric and electronic components against the environment, and special version of cooler's enclosure allow locating of the equipment in climatic areas with the environmental temperature from –60 °C and performing effective cooling of the equipment from –40 to +55 °C, what is approved by laboratory tests.

Mounting accessories, eye bolts and a hole cut out template, included to a kit, simplify transportation and installation of a unit.
Monitoring and setting of basic parameters of the cooler are performed using an electronic thermostat or using RS-485 (RTU) remote control interface. Temperature created within the enclosure Ti is set in the range from +30 to +40 °C. The lower limit of a cooling temperature value can be expanded by a request.

The R134a grade coolant is a basic heat carrier of this device and is safe for humans as well as for the environment.
When the cooler is operating, air dehumidification within the enclosure takes place forming the condensate, which congregates in a special dish located within the unit and is vapored automatically. An automatic tripping function is provided in coolers to prevent an emergency situation in case of achievement of a critical moisture level.

The cooler shell is made of high-quality steel with thickness of 1.5 mm and further painting into RAL 7045 color. It is possible to make the enclosure of AISI 304 or 316 grade stainless steel.

Ease of change of a filter pad is caused by convenience of removal of a metal grid located on a front panel and does not require the additional tools and stopping of the unit. An aluminium filter, which prevents deposition of aggressive agents on lamellae of a condenser and provides long service life, is used during operation of the coolers in places with contaminated process medium.

Basic advantages



Safe and ecofriendly
Use of R134a grade coolant ensures safety for people and environment



High dust and moisture protection level
A closed loop of foamed polyurethane on the entire inside perimeter of the cooler provides dust and moisture protection level IP54



Automatic condensate removal
A built-in system of automatic condensate removal does not require additional installation of a system of drainage pipes



Ease of installation
The eye bolts, hole cut out templates and additional accessories, included to the kit, make it possible to perform installation of the cooler on the enclosure in a prompt and simple manner



Remote control and additional signaling
RS-485 standard built-in interface makes it possible to control operation of the cooler and connect it to a common management network of the climate control system (up to 32 units)



Local control
A digital thermostat, located on the front panel, performs monitoring and control of the parameters in real-time mode

Wall-mounted coolers from 300 to 4000 W







Purpose:
• change of the airflow temperature.
Material:
• steel with thickness of 1.5 mm, RAL 7035 powder coating;
• AISI304 or AISI316 stainless steel – on request.
Distinctive features:
• dust and moisture protection degree is IP54;
• built-in electronic thermostat;
• built-in moisture evaporator with liquid level control;
• complete with the removable air filter;
• cooler remote control is possible.
Scope of supply:
• cooler, eye bolts, mounting accessories, mounting hole template.

Roof-mounted coolers from 1000 to 4000 W





Purpose:
• change of the airflow temperature.
Material:
• steel with thickness of 1.5 mm, RAL 7035 powder coating;
• AISI304 or AISI316 stainless steel – on request.
Distinctive features:
• dust and moisture protection degree is IP54;
• built-in electronic thermostat;
• built-in moisture evaporator with liquid level control;
• complete with the removable air filter;
• cooler remote control is possible.
Scope of supply:
• cooler, eye bolts, mounting accessories, mounting hole template.

Wall-mounted outdoor coolers from 1000 to 2000 W



Purpose:
• change of the airflow temperature.
Material:
• steel with thickness of 1.5 mm, RAL 7035 powder coating;
• AISI304 or AISI316 stainless steel – on request.
Distinctive features:
• dust and moisture protection degree is IP56;
Scope of supply:
• cooler, eye bolts, mounting accessories, mounting hole template.

DKC

www.dkc.info

RAM KLIMA

New design for indoor wall-mounted and SLIM coolers

MADE IN ITALY EFFICIENCY AND TECHNOLOGY



DKC

NEXT TO YOU

INDOOR WALL-MOUNTED AND SLIM COOLERS
MADE IN ITALY EFFICIENCY AND TECHNOLOGY

DKC has recently **updated the RamKlima Line indoor range** to adapt to the needs of an ever-changing market, especially in situations with high temperatures that could damage electrical panel components.
These coolers offer the **ideal solution for keeping the electrical panel and its surroundings separate**, providing protection from water, dust and chemicals.

Wall-mounted and SLIM coolers, excluding UL-certified, 3000 and 4000 W models, now feature a **new design and new aesthetic solutions**, enhancing what the company has to offer even more.



Customizable front grille



DKC's study of a new aesthetic, both for the metal cover and the plastic **front filter mount grille**, responds to the desire to renew and offer new benefits.

Thanks to the new design, the cover can be removed quickly and easily, and the machine can also be customised with the customer's logo.

DKC has once again looked to the future, putting the customer and their needs at the centre, proposing solutions which are able to intercept demands and always ensuring the **excellence of Made in Italy technology**.









Technical features

- **Digital thermostat**
- **Air filter as standard**
- **Polyurethane gasket applied in continuous casting**
- **Terminal board management of alarms, remote ON/ OFF (door-opening micro switch) and RS485 serial connection with remote control of up to 32 units on TOP version. RS485 to be requested during the order stage**

DKC

DKC Europe Srl - Div. RamKlima
via dei Ranuncoli, 60 · 00134 Roma Loc. Santa Palomba - Italy
ph. +39 0321 989898 · e-mail: info@dkceurope.eu

www.dkceurope.com

D320323E

RAM KLIMA



Coolers with inverter technology

LOW CONSUMPTION, FOR GUARANTEED EFFICIENCY

DKC

NEXT TO YOU

COOLERS WITH INVERTER TECHNOLOGY



The RamKlima Line has always offered **cooling solutions** for all types of applications in which high temperatures risk damaging the internal components of electrical panels, while also guaranteeing **excellent protection against water, dust and chemical substances.**

Today RamKlima, with a focus on sustainability and market requirements, has expanded its range with **new coolers offering inverter technology,** solutions able to guarantee improved energy savings without compromising high performance.

Products

The new coolers with inverter technology in the RamKlima line, with **air filter included and an IP54 protection level**, have **low energy consumption levels**. Additionally, the inverter technology offers **longer life**, by **reducing the number of on/off cycles**.

Able to guarantee **high energy efficiency and low noise levels** thanks to the components installed, the **new coolers with inverter technology** are the ideal answer for your most critical applications, ensuring **greater security for your systems**.

Available in a **single-phase version at 115V or 230V**, with the mode selected using a mechanical switch, these coolers also include a condensate evaporator, an excellent way to limit the unpleasant effects of accumulation, with notable benefits in terms of energy and cost.

Advantages

- High energy savings
- High efficiency
- Low noise
- Reduced CO2
- Improved air quality
- Greater security for systems
- Increased useful life for the compressor

LOW CONSUMPTION, FOR GUARANTEED EFFICIENCY



Technical features

- **Inverter technology**
- **Air filter included**
- **IP54 Protection**
- **Coolant capacity 2000W**
- **Clamp electrical connection**
- **General alarm contacts and remote control**
- **Condensate evaporator**
- **Gasket laid in continuous casting**
- **Remote temperature probe**



Clamp electrical connection



Gasket laid in continuous casting



Remote temperature probe



Air filter included

RANGE OF APPLICATION

The new coolers with inverter technology are ideal for **critical applications**, where the internal components of the electrical panel are more likely to encounter stress in terms of temperature, water, dust and chemical substances, such as **5G & Edge Computing and Logistics**.

D320223E



DKC Europe Srl - RamKlima Division
via dei Ranuncoli, 60 · 00134 Roma Loc. Santa Palomba - Italy
ph. +39 0321 989898 · e-mail: info@dkceurope.eu

www.dkceurope.com

FIREPROOF

LINE COSMEC

FIREPROOF
TERMINAL BLOCKS

PATENTED



DKC
NEXT TO YOU

FIREPROOF



CERTIFIED AND GUARANTEED FIRE RESISTANCE

For over twenty years, the DKC Group has been developing reliable solutions for the protection and continuity of electrical systems, combining high quality manufacturing, technical innovation, and a keen focus on the real needs of the market.
The Fireproof terminal blocks from the Cosmec Line, designed and manufactured in Italy, are designed to ensure maximum safety even in the most extreme conditions.
Made from durable materials such as aluminium and ceramic, they ensure high thermal and mechanical performance, making them ideal for applications in critical environments such as hospitals, schools, tunnels, and public buildings and infrastructures.
A patented solution for those seeking safety and reliability in electrical connections:
· Certified fire resistance
· Reliability in emergency situations
· Safe, long-fasting installation
Choosing DKC means partnering with a company dedicated to quality, innovation, and comprehensive technical support throughout the entire life cycle of the project.

DKC
NEXT TO YOU

Patented fire-resistant ceramic terminal blocks

Fireproof, our series of fire-resistant electrical terminal blocks.
Designed to ensure maximum safety and reliability, these terminal blocks are tested and certified to withstand extreme temperatures, offering exceptional performance even in the most critical conditions. Made of aluminium and ceramic, they provide the option of creating one or more connection points, ensuring resistance to mechanical and thermal stress.
The terminal block can be assembled and customised by choosing the correct position of the terminal, assembling it on the lower bar, and securing it directly inside the junction box.
With **Fireproof** terminal blocks, you have a reliable solution that safeguards your electrical installations and ensures operational continuity even in emergency situations.

Main features

- **Certified fire resistance** in accordance with CEI 6033-1 830° for 120'.
- **Compliant** with the requirements of standard CEI 64-20 regarding the installation of electrical systems in road and motorway tunnels.

TECHNICAL FEATURES

Material
Ceramic base with metal pole.

Rated Voltage
Up to 500 V.

Terminal tightening
From 4 to 240 mm².





Ceramic base suitable for high temperatures.



Spring-loaded screw with anti-loosening system.

CERAMIC TERMINALS

CODE	DESCRIPTION	NO. POLES	TIGHTENING
MHT204	Fireproof ceramic branch terminal block 2x4 mm²	2	4 mm²
MHT304	Fireproof ceramic branch terminal block 3x4 mm²	3	4 mm²
MHT206	Fireproof ceramic branch terminal block 2x6 mm²	2	6 mm²
MHT306	Fireproof ceramic branch terminal block 3x6 mm²	3	6 mm²
MHT216	Fireproof ceramic branch terminal block 2x16 mm²	2	16 mm²
MHT316	Fireproof ceramic branch terminal block 3x16 mm²	3	16 mm²

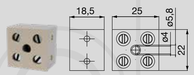

■ **MHT204**

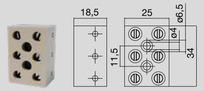

■ **MHT304**

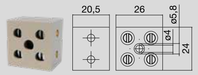

■ **MHT206**

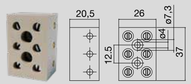

■ **MHT306**



■ **MHT216**

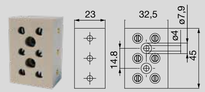

■ **MHT316**

TERMINALS ON A CERAMIC BASE

CODE	DESCRIPTION	NO. POLES	TIGHTENING
MHT250	Fireproof ceramic base terminal 2x50 mm²	2	50 mm²
MHT395	Fireproof ceramic base terminal 3x95 mm²	3	95 mm²
MHT495	Fireproof ceramic base terminal 4x95 mm²	4	95 mm²
MHT324	Fireproof ceramic base terminal 3x240 mm²	3	240 mm²
MHT424	Fireproof ceramic base terminal 4x240 mm²	4	240 mm²

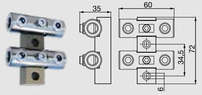

■ **MHT250**

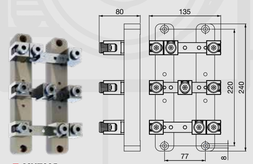

■ **MHT395**

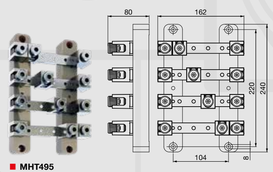

■ **MHT495**

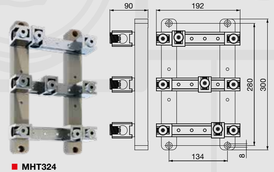

■ **MHT324**

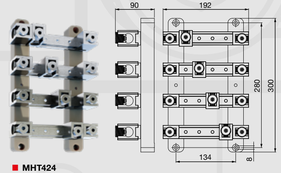

■ **MHT424**

CERAMIC FUSE HOLDER

CODE	DESCRIPTION	RATED CURRENT	FUSE TYPE
FHTD01A	Fuse holder base D01	16A	D01
FHTD01B	Fuse holder base D01 x omega bar	16A	D01

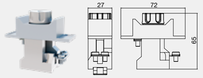

■ **FHTD01A**

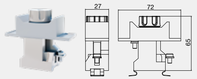

■ **FHTD01B**

FIREPROOF

ACCESSORIES



JUNCTION BOXES



BASE PLATES



RING NUTS



CABLE GLANDS

DKC
NEXT TO YOU

D170725

NEXT TO YOU

DKC Europe Srl
Cosmec Division
Via Enrico Mattei, 22
29010 Villanova sull'Arda (PC) Italy
Tel. +39 0321 989898
info@dkceurope.eu
www.dkceurope.com



LINE COSMEC

JUNCTION BOXES
FIREPROOF





CERTIFIED AND GUARANTEED SECURITY

For over twenty years, the DKC Group has been developing reliable solutions for system continuity and protection, combining **high-quality construction and technical expertise** with a clear understanding of the market's real needs.
The **Fireproof Junction Boxes** from the **Cosmec Line**, designed and made in Italy, offer top performances even in **extreme environments** and **critical locations** like hospitals, schools, tunnels and public infrastructure.
A **concrete solution** designed for those in search of **reliability and practicality**:

- **Shorter construction site times**
- **Quicker, easier installation**
- **Consistently high quality standards**

Choosing DKC means placing your trust in a partner that prioritises quality and technical support, every step of the way.

DKC
NEXT TO YOU

DKC
NEXT TO YOU

Fireproof junction boxes

FIREPROOF

The fireproof junction boxes have been designed to guarantee the continuity of emergency circuits even in the event of a fire, ensuring that safety devices will continue to work when they're needed most.
Compliant with standard IEC 60331-1, they guarantee the continued operation of electrical circuits for up to 120 minutes in the event of a fire, placing them in the PH120 classification pursuant to standard EN 50200.
These performances satisfy the requirements of standard CEI 64-20 regarding the installation of electrical systems in road and motorway tunnels. Furthermore, they are classified in categories E30, E60 and E90 pursuant to standard DIN 4102-12, based on the length of time for which they remain functional during exposure to fire.
Our boxes are the ideal choice for use in high-priority environments, like public structures, hospitals, schools and tunnels.
An indispensable solution, guaranteeing the continuity of fire alarm systems, emergency lighting, and other devices crucial to the safety of people and places.

TECHNICAL FEATURES

Material
Steel sheet with impact and corrosion resistance.

Colour
Non-toxic, anti-UV RAL 2003 polyester paint, oven-polymerised.

Protection rating
IP66 in accordance with EN 62208.

Impact resistance rating
IK10 in accordance with IEC EN 62208.

Functional conditions
830° C 120’ IEC 60331-1.

CONFORMITY AND APPROVALS



E30 E60 E90



Cage nut for easy front panel attachment.



Protection rating guaranteed by two-component polyurethane foam gasket.



Screws with gaskets to preserve IP rating.



Electro-welded rails with 25 mm pitch holes for the attachment of finishing accessories.

PREFITTED BOXES

PREFITTED JUNCTION BOXES



Boxes supplied with **holes already made,** complete with **plastic cable grommets** for safe and rapid installation.
Inside, they are fitted with:

- **An adaptable back plate**, for greater flexibility in housing the components;
- **A 5-pole ceramic terminal block**, available in two sizes: **6 mm²** and **16 mm²**.

CODE	DIMENSIONS (mm) HEIGHT	HEIGHT	DEPTH	NO. POLES	HOLES
FP9001	150	150	80	5x6	4xM25
FP9002	200	200	120	5x16	4xM40

Strong, reliable and customisable: the **Fireproof** boxes from the **Cosmec** Line are a safe and versatile solution. Made from high-quality materials, they can be fitted upon request with **perforations to suit specifications, cable glands, assembly plates, DIN bars, terminal blocks and pre-assembled wiring**, in order to satisfy the specific needs of any project.
Thanks to DKC's extensive experience, **technical support is guaranteed from design to samples upon request**, including for complex applications and the most demanding environments.
A range designed for those seeking **reliability, versatility, and a partner with the ability to develop customised solutions.**



Version prefitted with adaptable back plate and ceramic terminal block.

STANDARD BOXES

JUNCTION BOXES



	CODE	DIMENSIONS (mm) WIDTH	DEPTH
H 150	**FP1180**	150	80
	FP11120	150	120
H 180	**FP9180**	150	80
H 200	**FP2980**	180	80
	FP2280	200	80
	FP22120	200	120
H 300	**FP3180**	150	80
	FP31120	150	120
	FP3280	200	80
	FP32120	200	120
	FP33120	300	120
H 400	**FP4280**	200	80
	FP42120	200	120
	FP43120	300	120
	FP44120	400	120



Standard version, not prefitted.

ACCESSORIES

FIREPROOF

CABLE GROMMET IN PLASTIC MATERIAL



CODE	HOLE	MAX. Ø (mm)
FPC25	M25	22
FPC40	M40	34

CABLE GLAND IN NICKEL-PLATED BRASS



CODE	CABLE TIGHTENING ø Min ÷ Max	DIMENSIONS (mm) F1	LF	Ø HOLES (mm)
6018-M16A	5 ÷ 9	M16 x 1.5	10	16.2
6018-M1620	8 ÷ 12	M16 x 1.5	10	16.2
6018-M20	8 ÷ 12	M20 x 1.5	10	20.4
6018-M2025	11 ÷ 16	M20 x 1.5	10	20.4
6018-M25	11 ÷ 16	M25x1.5	10	25.4
6018-M2532	15 ÷ 21	M25x1.5	10	25.4
6018-M32	15 ÷ 21	M32x1.5	10	32.5
6018-M3240	20 ÷ 27	M32x1.5	10	32.5
6018-M40	20 ÷ 27	M40x1.5	12	40.5

RING NUTS IN NICKEL-PLATED BRASS



CODE	DIMENSIONS (mm) F	S
6006-16A	M16x1,5	5.5
6006-20	M20x1,5	5.5
6006-25	M25x1,5	5.5
6006-32A	M32x1,5	7.5
6006-40	M40x1,5	6.5

PLUGS



CODE	DIMENSIONS (mm) F	LF
6050-16A	M16 x 1.5	8
6050-20	M20 x 1.5	8
6050-25	M25x1.5	10
6050-32A	M32x1.5	10
6050-40	M40x1.5	12

CERAMIC TERMINAL BLOCKS



CODE	NO. POLES	TIGHTENING
MHT206	2	2x6 mm²
MHT306	3	3x6 mm²
MHT216	2	2x16 mm²
MHT316	3	3x16 mm²

CERAMIC FUSE HOLDER



CODE	RATED CURRENT	FUSE TYPE
FHTD01A	16A	D01

UNIVERSAL FIXING BRACKET



CODE	PACK. / MAXIMUM LOAD (kg)
FPA62	4 x 100

HINGE



CODE	PACKAGE/PC.
FPA02	6

DIN PROFILES



CODE	BOX HEIGHT (mm)
FPO15	150
FPO18	180
FPO20	200
FPO30	300
FPO40	400

ADAPTABLE BACK PLATE



CODE	BOX MEASUREMENTS (mm)
FPP11	150x150
FPP22	200x200

DKC
NEXT TO YOU



FIREPROOF

D062325-EN

DKC
NEXT TO YOU

DKC Europe Srl
Cosmec Division
Via Enrico Mattei, 22
29010 Villanova sull'Arda (PC) Italy
Tel. +39 0321 989898
info@dkceurope.eu
www.dkceurope.com

LINEA RAM BLOCK
LINE

CASSE METALLICHE
METAL BOXES
SERIE CE E CDE
CE AND CDE SERIES



DKC
NEXT TO YOU



CASSE SERIE CE
CE BOXES SERIES

CE

Struttura
Lamiera d'acciaio sp. 15/10 verniciata RAL 7035 bucciato

Pannello di cablaggio
Lamiera d'acciaio sp. 20/10 zincato

Porta
Reversibile, con una chiusura (due chiusure oltre altezza 500) verniciata
Lamiera d'acciaio sp. 15-20/10 RAL 7035 bucciato con guarnizione in colata continua

Grado di resistenza all'urto secondo IEC EN 62208; EN 62262:
- anta cieca IK10
- anta vetro IK09

Grado di protezione
- **IP66** (Type 4 - UL508A) anta unica cieca in accordo con IEC EN 62208; EN 60529
- **IP55** (Type 12 - UL508A) doppia anta in accordo con IEC EN 62208; EN 60529

Piastra d'ingresso cavi
Posta sul fondo della cassa adeguatamente dimensionata

Composizione
Struttura, pannello di cablaggio, porta, piastra di ingresso cavi, confezione di viteria

Structure
15/10 thick steel sheet, painted textured RAL 7035

Mounting panel
20/10 thick galvanized steel

Door
Reversible, with one locking element (two locking elements for height over 500 mm), painted textured RAL 7035, provided with a gasket applied in continuous casting

Impact resistance degree as per IEC EN 62208; EN 62262:
- single door IK10
- glass door IK09

Protection degree
- **IP66** (Type 4 - UL508A) single door in accordance with IEC EN 62208; EN 60529
- **IP55** (Type 12 - UL508A) double door in accordance with IEC EN 62208; EN 60529

Cable gland plate
Appropriately dimensioned and located on the box bottom

Composition
Structure, mounting panel, door, cable gland plate, set of fasteners



CASSE DI DERIVAZIONE SERIE CDE
CDE JUNCTION BOXES SERIES

CDE

Struttura
Lamiera d'acciaio sp. 15/10 verniciata RAL 7035 bucciato

Porta o coperchio incernierato
Lamiera d'acciaio sp. 15/10 verniciata RAL 7035 bucciato con guarnizione in colata continua

Composizione
Struttura, porta o coperchio, confezione di viteria

Grado di resistenza meccanica secondo IEC EN 62208; EN 62262
IK10

Grado di protezione
- cassa senza flange **IP66** (Type 4 - UL508A) in accordo con IEC EN 62208; EN 60529
- cassa con flange **IP55** (Type 12 - UL508A) in accordo con IEC EN 62208; EN 60529
- cassa con porta incernierata **IP55** (Type 12 - UL508A) in accordo con IEC EN 62208; EN 60529

Structure
10/10 thick steel sheet, painted textured RAL 7035

Hinged door or cover
Painted textured RAL 7035, provided with a gasket applied in continuous casting

Composition
Structure, door or cover, set of accessories and screws for assembly

Mechanical resistance degree as per IEC EN 62208; EN 62262
IK10

Protection degree
- box **IP66** (Type 4 - UL508A) in accordance with IEC EN 62208; EN 60529
- box with flanges **IP55** (Type 12 - UL508A) in accordance with IEC EN 62208; EN 60529
- box with hinged door **IP55** (Type 12 - UL508A) in accordance with IEC EN 62208; EN 60529



CHIUSURA BOX BOX LOCK

	DESCRIZIONE DESCRIPTION	CHIAVE IN PLASTICA PLASTIC KEY	CODICE CODE
	Completa di inserto tipo aletta doppio pettine Ø 3 mm Complete with double-bit lock insert Ø 3 mm	**RPCE240**	**RPCE205**

	DESCRIZIONE DESCRIPTION	CODICE CODE CHIAVE IN PLASTICA PLASTIC KEY	 INSERTO INSERT
	Aletta doppio pettine Ø 3 mm Double-bit lock insert Ø 3 mm	**RPCE240**	**RZCE261****
	Triangolo 8 mm Triangle 8 mm	**RPCE246**	**RZCE224****
	Triangolo 7 mm Triangle 7 mm	**RPCE245**	**RZCE223****
	Tipo “FIAT” “FIAT” Type	**RZCE237***	**RZCE226****
	Quadro 7 mm Square 7 mm	**RPCE243**	**RZCE221****
	Chiusura completa (con chiavi cifrate uguali) Complete lock (with equal keys)	**RZCE227***	
	Chiusura completa (con chiavi cifrate diverse) Complete lock (with equal keys)	**RZCE228***	

* chiave in metallo inclusa
* metal key included

** Inserto da montare in sostituzione agli inserti standard (doppio pettine Ø 3 mm)
** Insert to be mounted instead of standard inserts (double-bit Ø 3 mm)



CHIUSURA A CARIGLIONE RATCHET LOCK

	DESCRIZIONE DESCRIPTION	CHIAVE IN METALLO METAL KEY	CODICE CODE
	Completa di inserto tipo aletta doppio pettine Ø 3 mm Complete with double-bit lock insert Ø 3 mm	**RZCE230**	**RZCE200**

	DESCRIZIONE DESCRIPTION	CODICE CODE CHIAVE IN METALLO METAL KEY	 INSERTO INSERT
	Aletta doppio pettine Ø 3 mm Double-bit lock insert Ø 3 mm	**RZCE230**	**RZCE219****
	Triangolo 8 mm Triangle 8 mm	**RZCE236**	**RZCE214****
	Triangolo 7 mm Triangle 7 mm	**RZCE235**	**RZCE213****
	Quadro 8 mm Square8 mm	**RZCE234**	**RZCE212****
	Quadro 7 mm Square 7 mm	**RZCE233**	**RZCE211****

** Inserto da montare in sostituzione agli inserti standard (doppio pettine Ø 3 mm)
** Insert to be mounted instead of standard inserts (double-bit Ø 3 mm)



RPCE207



RPCE201

MANIGLIE PER CHIUSURA A CARIGLIONE
HANDLES FOR RATCHET LOCK

DESCRIZIONE DESCRIPTION	CODICE CODE	CHIAVE KEY
Maniglia girevole inserto aletta doppio pettine 3 mm Swing handle with double-bit lock insert 3 mm	**RPCE207**	**RZCE230**

DESCRIZIONE DESCRIPTION	CODICE CODE	CHIAVE KEY
Maniglia girelove inserto a chiave cifrata Swing handle with encrypted key insert	**RPCE201**	Inclusa Included

CASSE SERIE CE
CE BOXES SERIES

CE





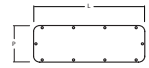

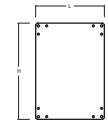

DIMENSIONI (IN ORDINE DI PROFONDITÀ) DIMENSIONS (DEPTH ORDER)			CHIUSURE LOCKS	ANTE DOORS	CASSA PORTA CIECA BLANK DOOR BOX	CASSA PORTA TRASPARENTE TRASPARENT DOOR BOX	PASSAGGIO CAVI* CABLE PASSAGE *		DIMENSIONI UTILI USEFUL DIMENSIONS PANNELLO DI CABLAGGIO* WIRING PANEL*	
H	L	P	N°	N°			L	P	H	L
300	250	150	Box, 1	1	**R5CE0391**	-	178	48	250	200
	300	150	Box, 1	1	**R5CE0331**	-	228	48	250	250
	400	150	Box, 1	1	**R5CE0341**	-	328	48	250	350
400	300	150	Box, 1	1	**R5CE0431**	**R5CEX0431**	228	48	350	250
500	300	150	Box, 2	1	**R5CE0531**	-	228	48	450	250
400	300	200	Box, 1	1	**R5CE0432**	**R5CEX0432**	228	48	350	250
	400	200	Box, 1	1	**R5CE0442**	**R5CEX0442**	328	98	350	350
	600	200	Box, 1	1	**R5CE0462**	**R5CEX0462**	528	98	350	550
500	300	200	Box, 2	1	**R5CE0532**	**R5CEX0532**	228	48	450	250
	400	200	Box, 2	1	**R5CE0542**	**R5CEX0542**	328	98	450	350
	500	200	Box, 2	1	**R5CE0552**	**R5CEX0552**	428	98	450	450
600	400	200	Box, 2	1	**R5CE0642**	**R5CEX0642**	328	98	550	350
700	500	200	Box, 2	1	**R5CE0752**	**R5CEX0752**	428	98	650	450
800	1000	200	Box, 2	2	**R5CE0812**	-	328x2	98	750	950
500	400	250	Box, 2	1	**R5CE0549**	**R5CEX0549**	328	98	450	350
600	400	250	Box, 2	1	**R5CE0649**	**R5CEX0649**	328	98	550	350
	600	250	Box, 2	1	**R5CE0669**	**R5CEX0669**	528	98	550	550
700	500	250	Box, 2	1	**R5CE0759**	**R5CEX0759**	428	98	650	450
800	600	250	Box, 2	1	**R5CE0869**	**R5CEX0869**	528	98	750	550
1000	600	250	Box, 2	1	**R5CE1069**	**R5CEX1069**	528	98	950	550
600	800	300	Box, 2	2	**R5CE0683**	-	728	198	550	750
	1000	300	Box, 2	2	**R5CE0613**	-	328x2	198	550	950
	1200	300	Box, 2	2	**R5CE06123**	-	528x2	198	550	1150
800	600	300	Box, 2	1	**R5CE0863**	**R5CEX0863**	528	198	750	550
	800	300	Box, 2	1	**R5CE0883**	-	728	198	750	750
	1000	300	Box, 2	2	**R5CE0813**	-	328x2	198	750	950
	1200	300	Box, 2	2	**R5CE08123**	-	528x2	198	750	1150
1000	600	300	Box, 2	1	**R5CE1063**	**R5CEX1063**	528	198	950	550
	800	300	Box, 2	1	**R5CE1083**	**R5CEX1083**	728	198	950	750
	1000	300	Cariglione, 1	2	**R5CE1013**	-	328x2	198	950	950
1200	600	300	Box, 2	1	**R5CE1263**	**R5CEX1263**	528	198	1150	550
	800	300	Box, 2	1	**R5CE1283**	**R5CEX1283**	728	198	1150	750
	1000	300	Cariglione, 1	2	**R5CE1213**	-	328x2	198	1150	950
	1200	300	Cariglione, 1	2	**R5CE12123**	-	528x2	198	1150	1150
1400	600	300	Cariglione, 1	1	**R5CE1463**	-	528	198	1350	550
	800	300	Cariglione, 1	1	**R5CE1483**	-	728	198	1350	750
	1000	300	Cariglione, 1	2	**R5CE1413**	-	328x2	198	1350	950
600	400	400	Box, 2	1	**R5CE0644**	-	328	198	550	350
	600	400	Box, 2	1	**R5CE0664**	**R5CEX0664**	528	198	550	550
800	600	400	Box, 2	1	**R5CE0864**	**R5CEX0864**	528	198	750	550
	800	400	Box, 2	1	**R5CE0884**	-	728	198	750	750
1000	600	400	Box, 2	1	**R5CE1064**	-	528	198	950	550
	800	400	Box, 2	1	**R5CE1084**	**R5CEX1084**	728	198	950	750
1200	600	400	Box, 2	1	**R5CE1264**	**R5CEX1264**	528	198	1150	550
	800	400	Box, 2	1	**R5CE1284**	-	728	198	1150	750

*INCLUSO
*INCLUDED

ACCESSORI PER CASSE CE
ACCESSORIES FOR CE BOXES SERIES









DIMENSIONI (IN ORDINE DI PROFONDITÀ) DIMENSIONS (DEPTH ORDER)			PORTA INTERNA INTERNAL DOOR	TELAIO MODULARE MODULAR FRAME	TELAIO MOD. SENZA PORTELLE NEUTRAL MODULAR FRAME	PANNELLO AVVITATO CON GUIDA DIN *ZERO FINALE PORTELLA CIECA DISTRIBUTION PANEL DIN MODULE *LAST NUMBER ZERO BLANK DOOR	MODULI MODULES	TETTO PROTEZIONE PROTECTIVE CANOPY	GUIDE RINFORZO PORTA REINFORCEMENT RAILS FOR DOORS	FRONTALE FRONT	ZOCCOLO PLINTH LATERALE SIDE
H	L	P									
300	250	150	-	-	-	-	-	R5TT091	-	-	-
	300	150	-	-	-	-	-	R5TT031	-	-	-
	400	150	-	-	-	-	-	R5TT041	-	-	-
400	300	150	R5IE43	R5TMC43	-	-	10 x2	R5TT031	RZS40	-	-
500	300	150	R5IE53	R5TMC53	-	-	10 x3	R5TT031	RZS50	-	-
400	300	200	R5IE43	R5TMC43	-	-	10 x2	R5TT032	RZS40	-	-
	400	200	R5IE44	R5TMC44	-	-	16 x2	R5TT042	RZS40	-	-
	600	200	R5IE46	-	-	-		R5TT062	RZS40	-	-
500	300	200	R5IE53	R5TMC53	-	-	10 x3	R5TT032	RZS50	-	-
	400	200	R5IE54	R5TMC54	-	-	16 x3	R5TT042	RZS50	-	-
	500	200	R5IE55	R5TMC55	-	-	21 x3	R5TT052	RZS50	-	-
600	400	200	R5IE64	R5TMC64	-	-	16 x4	R5TT042	RZS60	-	-
700	500	200	R5IE75	-	R5TMN75	R5PFC5151* (x4)	21 x4	R5TT052	RZS70	-	-
800	1000	200	-	-	-	-	-	R5TT102	RZS80	-	-
500	400	250	R5IE54	R5TMC54	-	-	16 x3	R5TT049	RZS50	-	-
600	400	250	R5IE64	R5TMC64	-	-	16 x4	R5TT049	RZS60	-	-
	600	250	R5IE66	-	R5TMN66	R5PFC61181* (x3)	26 x3	R5TT069	RZS60	-	-
700	500	250	R5IE75	-	R5TMN75	R5PFC5151* (x4)	21 x4	R5TT059	RZS70	-	-
800	600	250	R5IE86	-	R5TMN86	R5PFC6181* (x4)	26 x4	R5TT069	RZS80	-	-
1000	600	250	R5IE16	-	R5TMN106	R5PFC6181* (x5)	26 x5	R5TT069	RZS100	-	-
600	800	300	-	-	-	-	-	R5TT083	RZS60	R1FZCE8	R1LZCE3
	1000	300	-	-	-	-	-	R5TT103	RZS60	R1FZCE10	R1LZCE3
	1200	300	-	-	-	-	-	R5TT123	RZS60	R1FZCE12	R1LZCE3
800	600	300	R5IE86	-	R5TMN86	R5PFC6181* (x4)	26 x4	R5TT063	RZS80	R1FZCE6	R1LZCE3
	800	300	R5IE88	-	-	-	-	R5TT083	RZS80	R1FZCE8	R1LZCE3
	1000	300	-	-	-	-	-	R5TT103	RZS80	R1FZCE10	R1LZCE3
	1200	300	-	-	-	-	-	R5TT123	RZS80	R1FZCE12	R1LZCE3
1000	600	300	R5IE16	-	R5TMN106	R5PFC6181* (x5)	26 x5	R5TT063	RZS100	R1FZCE6	R1LZCE3
	800	300	R5IE18	-	R5TMN108	R5PFC8181* (x5)	36 x5	R5TT083	RZS100	R1FZCE8	R1LZCE3
	1000	300	-	-	-	-	-	R5TT103	RZS100	R1FZCE10	R1LZCE3
1200	600	300	R5IE26	-	R5TMN126	R5PFC6181* (x6)	26 x6	R5TT063	RZS120	R1FZCE6	R1LZCE3
	800	300	R5IE28	-	R5TMN128	R5PFC8181* (x6)	36 x6	R5TT083	RZS120	R1FZCE8	R1LZCE3
	1000	300	-	-	-	-	-	R5TT103	RZS120	R1FZCE10	R1LZCE3
	1200	300	-	-	-	-	-	R5TT123	RZS120	R1FZCE12	R1LZCE3
1400	600	300	-	-	-	-	-	R5TT063	RZS140	R1FZCE6	R1LZCE3
	800	300	-	-	-	-	-	R5TT083	RZS140	R1FZCE8	R1LZCE3
	1000	300	-	-	-	-	-	R5TT103	RZS140	R1FZCE10	R1LZCE3
600	400	400	R5IE64	R5TMC64	-	-	16 x4	R5TT044	RZS60	-	-
	600	400	R5IE66	-	R5TMN66	R5PFC6181* (x3)	26 x3	R5TT064	RZS60	R1FZCE6	R1LZCE4
800	600	400	R5IE86	-	R5TMN86	R5PFC6181* (x4)	26 x4	R5TT064	RZS80	R1FZCE6	R1LZCE4
	800	400	R5IE88	-	-	-	-	R5TT084	RZS80	R1FZCE8	R1LZCE4
1000	600	400	R5IE16	-	R5TMN106	R5PFC6181* (x5)	26 x5	R5TT064	RZS100	R1FZCE6	R1LZCE4
	800	400	R5IE18	-	R5TMN108	R5PFC8181* (x5)	36 x5	R5TT084	RZS100	R1FZCE8	R1LZCE4
1200	600	400	R5IE26	-	R5TMN126	R5PFC6181* (x6)	26 x6	R5TT064	RZS120	R1FZCE6	R1LZCE4
	800	400	R5IE28	-	R5TMN128	R5PFC8181* (x6)	36 x6	R5TT084	RZS120	R1FZCE8	R1LZCE4








STAFFA FISSAGGIO PARETE CARICO WALL MOUNTING BRACKET MAX. 4x100 KG	BLOCCO PORTA A 90° DOOR STOP AT 90°	PORTA PIENA RICAMBI BLANK DOOR REPLACEMENTS	PORTA VETRO RICAMBI GLASS DOOR REPLACEMENTS	PANNELLO DI CABLAGGIO RICAMBI WIRING PANEL REPLACEMENTS	FONDELLO PASSAGGIO CAVI RICAMBI CABLE PASSAGE BOTTOM REPLACEMENTS
RZA62	RZA31	R5PE39	-	RZPCE39	R5FLCE5
RZA62	RZA31	R5PE33	-	RZPCE33	R5FLCE2
RZA62	RZA31	R5PE34	-	RZPCE43	R5FLCE6
RZA62	RZA31	R5PE43	R5PXE43	RZPCE43	R5FLCE2
RZA62	RZA31	R5PE53	-	RZPCE53	R5FLCE2
RZA62	RZA31	R5PE43	R5PXE43	RZPCE43	R5FLCE2
RZA62	RZA31	R5PE44	R5PXE44	RZPCE44	R5FLCE3
RZA62	RZA31	R5PE46	R5PXE46	RZPCE64	R5FLCE4
RZA62	RZA31	R5PE53	R5PXE53	RZPCE53	R5FLCE2
RZA62	RZA31	R5PE54	R5PXE54	RZPCE54	R5FLCE3
RZA62	RZA31	R5PE55	R5PXE55	RZPCE55	R5FLCE7
RZA62	RZA31	R5PE64	R5PXE64	RZPCE64	R5FLCE3
RZA62	RZA31	R5PE75	R5PXE75	RZPCE75	R5FLCE7
RZA62	RZA31	R5PE810	-	RZPCE81	R5FLCE3 (x2)
RZA62	RZA31	R5PE54	R5PXE54	RZPCE54	R5FLCE3
RZA62	RZA31	R5PE64	R5PXE64	RZPCE64	R5FLCE3
RZA62	RZA31	R5PE66	R5PXE66	RZPCE66	R5FLCE4
RZA62	RZA31	R5PE75	R5PXE75	RZPCE75	R5FLCE7
RZA62	RZA31	R5PE86	R5PXE86	RZPCE86	R5FLCE4
RZA62	RZA31	R5PE106	R5PE106	R5PXE106	R5FLCE4
RZA62	RZA31	R5PE68	-	RZPCE86	R5FLCE10
RZA62	RZA31	R5PE610	-	RZPCE16	R5FLCE8 (x2)
RZA62	RZA31	R5PE612	-	RZPCE26	R5FLCE9 (x2)
RZA62	RZA31	R5PE86	R5PXE86	RZPCE86	R5FLCE9
RZA62	RZA31	R5PE88	-	RZPCE88	R5FLCE10
RZA62	RZA31	R5PE810	-	RZPCE81	R5FLCE8 (x2)
RZA62	RZA31	R5PE812	-	RZPCE28	R5FLCE9 (x2)
RZA62	RZA31	R5PE106	R5PXE106	RZPCE16	R5FLCE9
RZA62	RZA31	R5PE108	R5PXE108	RZPCE18	R5FLCE10
RZA62	RZA31	R5PE1010	-	RZPCE110	R5FLCE8 (x2)
RZA62	RZA31	R5PE126	R5PXE126	RZPCE26	R5FLCE9
RZA62	RZA31	R5PE128	R5PXE128	RZPCE28	R5FLCE10
RZA62	RZA31	R5PE1210	-	RZPCE210	R5FLCE8 (x2)
RZA62	RZA31	R5PE1212	-	RZPCE212	R5FLCE9 (x2)
RZA62	RZA31	R5PE146	-	RZPCE146	R5FLCE9
RZA62	RZA31	R5PE148	-	RZPCE148	R5FLCE10
RZA62	RZA31	R5PE1410	-	RZPCE410	R5FLCE8 (x2)
RZA62	RZA31	R5PE64	-	RZPCE64	R5FLCE8
RZA62	RZA31	R5PE66	R5PXE66	RZPCE66	R5FLCE9
RZA62	RZA31	R5PE86	R5PXE86	RZPCE86	R5FLCE9
RZA62	RZA31	R5PE88	-	RZPCE88	R5FLCE10
RZA62	RZA31	R5PE106	-	RZPCE16	R5FLCE9
RZA62	RZA31	R5PE108	R5PXE108	RZPCE18	R5FLCE10
RZA62	RZA31	R5PE126	R5PXE126	RZPCE26	R5FLCE9
RZA62	RZA31	R5PE128	-	RZPCE28	R5FLCE10

DIMENSIONI (IN ORDINE DI PROFONDITÀ) DIMENSIONS (DEPTH ORDER)			CHIUSURE A VITE SCREW CLOSURE
H	L	P	N°
150	150	80	4
180	150	80	4
200	180	80	4
	200	80	4
300	150	80	4
	200	80	4
400	200	80	4
600	200	80	6
800	200	80	6
150	150	120	4
200	200	120	4
300	150	120	4
	200	120	4
	300	120	4
400	200	120	4
	300	120	4
	400	120	4
500	200	120	6
	300	120	6
600	200	120	6
	300	120	6
	400	120	6
800	200	120	6
	400	120	6

CDE CASSE DI DERIVAZIONE SERIE CDE
CDE JUNCTION BOXES SERIES







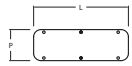









CASSA CON COPERCHIO AVVITATO JUNCTION BOXES WITH SCREWED COVER	CASSA CON COPERCHIO INCERNIERATO BOX WITH HINGED LID	CASSA CON FLANGE BOX WITH FLANGES	DIM. UTILI PASSAGGIO CAVI USEFUL DIM. CABLE PASSAGE		PANNELLO DI CABLAGGIO* WIRING PANEL*	DIMENSIONI UTILI USEFUL DIMENSIONS		PROFILO DIN DIN PROFILE	DIMENSIONE GUIDA PROFILE DIMENSIONS	STAFFA FISSAGGIO PARETE WALL MOUNTING BRACKET MAX. 4x100 KG	PANNELLO AVVITATO RICAMBI SCREWED COVER REPLACEMENTES
			L	P		H	L				
R5CDE1180	-	-	-	-	RZCDP11	119	120	RZCDO15	TS 35/7,5	RZA62	R5CPCDE11
R5CDE9180	-	-	-	-	RZCDP91	149	120	RZCDO18	TS 35/7,5	RZA62	R5CPCDE91
R5CDE2980	-	-	-	-	RZCDP29	169	150	RZCDO20	TS 35/7,5	RZA62	R5CPCDE29
R5CDE2280	R5CDE2280C	-	-	-	RZCDP22	169	170	RZCDO20	TS 35/7,5	RZA62	R5CPCDE22
R5CDE3180	-	-	-	-	RZCDP31	269	120	RZCDO30	TS 35/7,5	RZA62	R5CPCDE31
R5CDE3280	R5CDE3280C	-	-	-	RZCDP32	269	170	RZCDO30	TS 35/7,5	RZA62	R5CPCDE32
R5CDE4280	R5CDE4280C	-	-	-	RZCDP42	369	170	RZCDO40	TS 35/7,5	RZA62	R5CPCDE42
R5CDE6280	-	-	-	-	RZCDP62	569	170	RZCDO60	TS 35/15	RZA62	R5CPCDE62
R5CDE8280	-	-	-	-	RZCDP82	769	170	RZCDO80	TS 35/15	RZA62	R5CPCDE82
R5CDE11120	-	-	-	-	RZCDP11	119	120	RZCDO15	TS 35/7,5	RZA62	R5CPCDE11
R5CDE22120	R5CDE22120C	-	-	-	RZCDP22	169	170	RZCDO20	TS 35/7,5	RZA62	R5CPCDE22
R5CDE31120	-	-	-	-	RZCDP31	269	120	RZCDO30	TS 35/7,5	RZA62	R5CPCDE31
R5CDE32120	R5CDE32120C	R5CDE32120F	190x2	60	RZCDP32	269	170	RZCDO30	TS 35/7,5	RZA62	R5CPCDE32
R5CDE33120	R5CDE33120C	R5CDE33120F	190x4	60	RZCDP33	269	270	RZCDO30	TS 35/7,5	RZA62	R5CPCDE33
R5CDE42120	R5CDE42120C	R5CDE42120F	190x2	60	RZCDP42	369	170	RZCDO40	TS 35/7,5	RZA62	R5CPCDE42
R5CDE43120	R5CDE43120C	R5CDE43120F	190x4	60	RZCDP43	369	270	RZCDO40	TS 35/7,5	RZA62	R5CPCDE43
R5CDE44120	-	R5CDE44120F	190x4	60	RZCDP44	369	370	RZCDO40	TS 35/7,5	RZA62	R5CPCDE44
R5CDE52120	R5CDE52120C	R5CDE52120F	190x4	60	RZCDP52	469	170	RZCDO50	TS 35/7,5	RZA62	R5CPCDE52
R5CDE53120	-	R5CDE53120F	190x6	60	RZCDP53	469	270	RZCDO50	TS 35/7,5	RZA62	R5CPCDE53
R5CDE62120	-	R5CDE62120F	190x4	60	RZCDP62	569	170	RZCDO60	TS 35/15	RZA62	R5CPCDE62
R5CDE63120	-	R5CDE63120F	190x6	60	RZCDP63	569	270	RZCDO60	TS 35/15	RZA62	R5CPCDE63
R5CDE64120	-	R5CDE64120F	190x6	60	RZCDP64	569	370	RZCDO60	TS 35/15	RZA62	R5CPCDE64
R5CDE82120	-	R5CDE82120F	190x6	60	RZCDP82	769	170	RZCDO80	TS 35/15	RZA62	R5CPCDE82
R5CDE84120	-	R5CDE84120F	190x8	60	RZCDP84	769	370	RZCDO80	TS 35/15	RZA62	R5CPCDE84

*NON INCLUSO
*NOT INCLUDED

D050124

DKC Europe Srl - Div. RamBlock
Via Libertà, 207 - 28043 Bellinzago Novarese (No) - Italy
ph. +39 0321 989898 - e-mail: info@dkceurope.eu
www.dkceurope.com